




LURE RIGGING GUIDE

Weedless Rigging Options



	Weight (oz)	3.5" THE 2.0	4" MULLIGAN	5" BOMBER	The PC Tweaker	5"JERK SHAD	The Prawn USA OG	The Prawn USA Jr
 <p>Hoss Helix Hooks</p>	0	3/0	0-1 FT	0-1 FT	0-1 FT	0-1 FT		0-1 FT
	0	4/0		0-1 FT	0-1 FT		0-1 FT	
	1/16	3/0	0-1 FT	0-1 FT	0-1 FT	0-2 FT	0-2 FT	
	1/16	4/0		0-1 FT	0-1 FT		0-2 FT	
	1/8	3/0	1-2 FT	1-2 FT	1-2 FT	1-2 FT		1-2 FT
	1/8	4/0		1-2 FT	1-2 FT		1-2 FT	
	3/16	3/0	2-3 FT	2-3 FT	2-3 FT	2-4 FT	2-4 FT	
	3/16	4/0		2-3 FT	2-3 FT		2-4 FT	
 <p>Weedless Round Eye Jigheads</p>	3/16	3/0	3-6 FT	3-6 FT		3-7 FT		3-7 FT
	3/16	4/0		3-6 FT	3-6 FT		3-7 FT	
	1/4	3/0	4-8 FT	4-8 FT		5-10 FT		5-10 FT
	1/4	4/0		4-8 FT	4-8 FT		5-10 FT	
	1/2	3/0	8-20 FT	8-20 FT		10-25 FT		10-25 FT
	1/2	4/0		8-20 FT	8-20 FT		10-25 FT	
	3/4	5/0		12-30 FT	12-30 FT		20-50 FT	
	1	5/0		30-60 FT	30-60 FT		50-90 FT	
	2	5/0		60-120 FT	60-120 FT		80-150 FT	
 <p>Weedless Football Jigheads</p>	3/16	3/0	3-6 FT	3-6 FT		3-7 FT		3-7 FT
	3/16	4/0		3-6 FT	3-6 FT		3-7 FT	
	1/4	3/0	4-8 FT	4-8 FT		5-10 FT		5-10 FT
	1/4	4/0		4-8 FT	4-8 FT		5-10 FT	
	1/2	3/0	8-20 FT	8-20 FT		10-25 FT		10-25 FT
	1/2	4/0		8-20 FT	8-20 FT		10-25 FT	
	3/4	5/0		12-30 FT	12-30 FT		20-50 FT	
	1	5/0		30-60 FT	30-60 FT		50-90 FT	
	2	5/0		60-120 FT	60-120 FT		80-150 FT	

Note: These depth ranges will shift up if you're fishing areas with high current or if you're using heavier lines.

Green shading indicates the ideal pairing for lure and depth
 Yellow Shading indicates our 2nd favorite option
 Gray Shading is not recommended

LURE RIGGING GUIDE

Traditional Rigging Options

Weight (oz)		3.5" THE 2.0	4" MULLIGAN	5" BOMBER	The PC Tweaker	5" JERK SHAD	The Prawn USA OG	The Prawn USA Jr
 <p>Roundeye Jigheads</p>	1/8 2/0	1-3 FT	1-3 FT	1-3 FT	2-4 FT	2-4 FT		2-4 FT
	1/8 3/0	1-3 FT	1-3 FT	1-3 FT	2-4 FT	2-4 FT	2-4 FT	
	3/16 2/0	2-4 FT	2-4 FT	2-4 FT	3-7 FT	3-7 FT		3-7 FT
	3/16 3/0	2-4 FT	2-4 FT	2-4 FT	3-7 FT	3-7 FT	3-7 FT	
	1/4 2/0	3-6 FT	3-6 FT	3-6 FT	5-10 FT	5-10 FT		5-10 FT
	1/4 4/0		3-6 FT	3-6 FT	5-10 FT	5-10 FT	5-10 FT	
	1/2 3/0	6-15 FT	6-15 FT	6-15 FT	10-20 FT	10-20 FT		10-25 FT
	1/2 4/0		6-15 FT	6-15 FT	10-20 FT	10-20 FT	10-25 FT	
	3/4 3/0	12 - 30 FT	12 - 30 FT	12 - 30 FT	20 - 50 FT	20 - 50 FT		20 - 50 FT
	3/4 4/0		12 - 30 FT	12 - 30 FT	20 - 50 FT	20 - 50 FT	20 - 50 FT	
	1 4/0	30 - 60 FT	30 - 60 FT	30 - 60 FT	50 - 90 FT	50 - 90 FT		50 - 90 FT
	1 5/0		30 - 60 FT	30 - 60 FT	50 - 90 FT	50 - 90 FT	50 - 90 FT	
 <p>Football Jigheads</p>	1/8 2/0	1-3 FT	1-3 FT		2-4 FT			2-4 FT
	1/8 4/0			1-3 FT			2-4 FT	
	1/4 2/0	3-6 FT	3-6 FT		5-10 FT	5-10 FT		5-10 FT
	1/4 4/0			3-6 FT			5-10 FT	
	1/2 3/0	6-15 FT	6-15 FT		6-20 FT	6-20 FT		10-25 FT
	1/2 4/0			6-15 FT			10-25 FT	
	3/4 4/0		12 - 30 FT	12 - 30 FT	12 - 30 FT	12 - 30 FT	20-50 FT	20-50 FT
	1 5/0			30 - 60 FT			50-90 FT	

Note: These depth ranges will shift up if you're fishing areas with high current or if you're using heavier lines.

Green shading indicates the ideal pairing for lure and depth Yellow shading indicates our 2nd favorite option Gray shading is not recommended

